



Tasmania

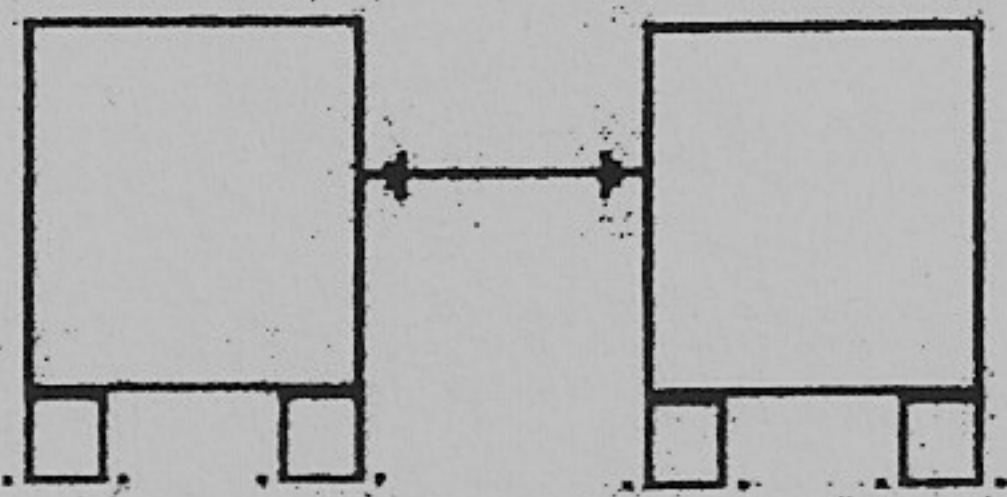
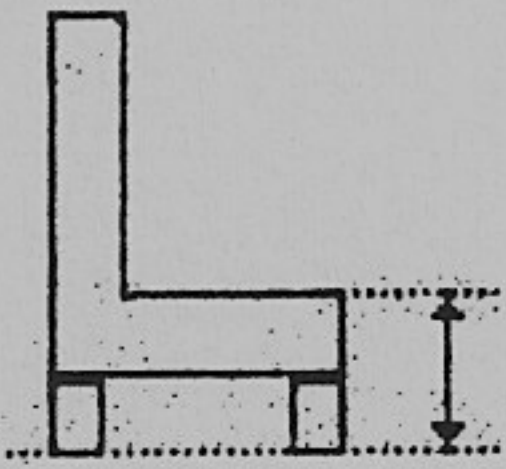
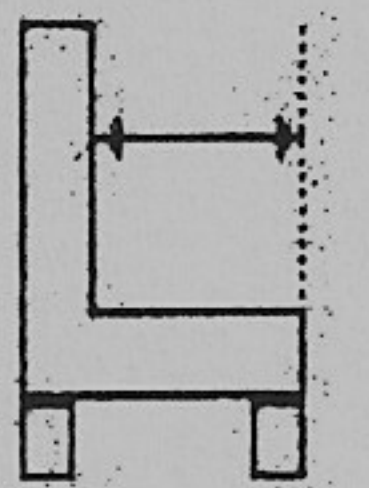
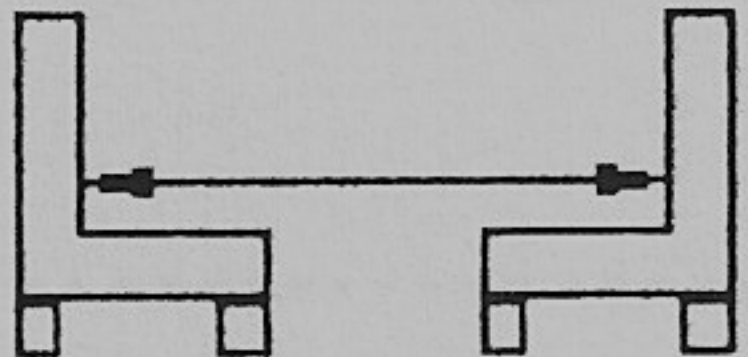
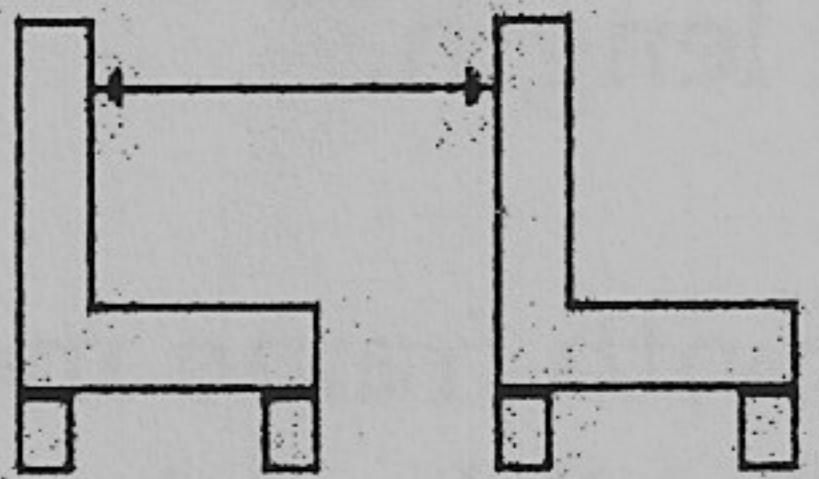

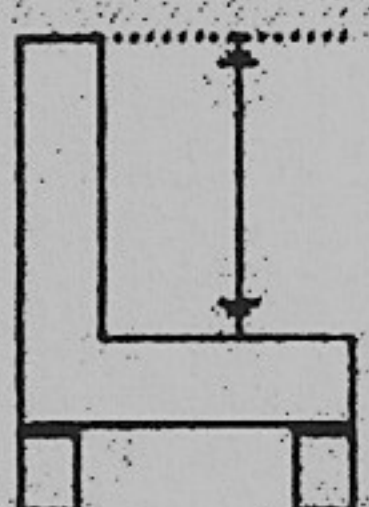
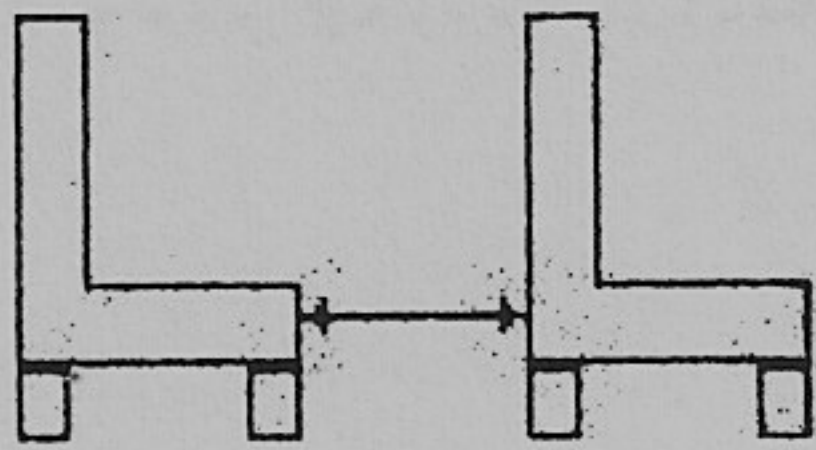
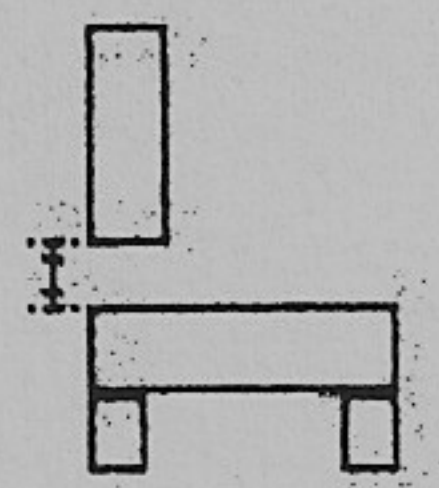
DEPARTMENT of
INFRASTRUCTURE,
ENERGY and RESOURCES

BUS SEATING ASSESSMENT FORM

Name of Operator:

Address:

Licence No. Make of Vehicle Reg No.

SEATING DIMENSIONS		REGULATION 43, SIXTH SCHEDULE
Width of Aisle		TO BE NOT LESS THAN 380MM. IF A SCHOOL COACH OR COACH IS USED FOR THE CARRIAGE OF SEATED PASSENGERS ONLY, AISLE WIDTH NOT TO BE LESS THAN 300MM.
From Floor to Top of Cushion		NOT TO EXCEED 500MM <ul style="list-style-type: none"> IF FLOOR LEVEL IS INTERRUPTED BY A WHEEL-HOUSING ETC 300MM LEVEL FLOOR, NOT LESS THAN 400MM. (LARGE BUS) 380MM (SMALL BUS)
Width of Seat		TO BE NOT LESS THAN 350MM - OR IF A SCHOOL COACH TO BE NOT LESS THAN 300MM.
Space Between Facing Seats		TO BE NOT LESS THAN 1200MM (Measured from the centreline of the seatback and at a distance not more than 610mm above the floor)
Width between Front Facing Seats		TO BE NOT LESS THAN 660MM - OR IF A SCHOOL COACH TO BE NOT LESS THAN 600MM. (Measured from the centreline of the seatback and at a distance not more than 610mm above the floor)
Length of Seat Cushion		TO BE AT LEAST 400MM PER ADULT PASSENGER OR IF A SCHOOL COACH TO BE AT LEAST 275MM PER CHILD.
Height of Back of Seat		TO BE NOT LESS THAN 380MM.
Floor Space Between Seats		TO BE NOT LESS THAN 200MM.
Top of Cushion to Bottom of Back Seat		TO BE NOT LESS THAN 75MM
Entrances Width		AN ENTRANCE SHALL BE NOT LESS THAN 550MM IN WIDTH

STANDARD SEATING PLAN NO.:

FRONT